



*Life's better outdoors*







## CONTENTS

---

<b>EXPLORE BEEFEATER®</b>	3
<b>MOBILE</b>	
BUGG®	4
Signature®	9
Discovery®	15
<b>BUILT-IN</b>	
Signature ProLine™	23
Signature®	27
Discovery®	33
<b>OUTDOOR KITCHEN</b>	
Artisan	37
Discovery®	40
Rangehood	43
Outdoor display fridges	43
Outdoor Built-in components	45
<b>ACCESSORIES</b>	46
<b>SPECIFICATIONS</b>	48
<b>DIMENSIONS</b>	50



# Explore BeefEater



If you love easy outdoor entertaining, a great barbecue is essential. And that's where BeefEater comes in. With a functional, stylish design, excellent durability and a great range of features, our barbecues will complement any outdoor setting and cook up the perfect meal every time. So whether you're searing a steak or slow cooking the perfect roast, a BeefEater makes entertaining a breeze.



Take gourmet cooking anywhere, anytime with the outstanding BUGG.

Compact in size but big on technology, features and engineering, BUGG is the versatile barbecue that's perfect for all occasions.

Cook with the hood up, for crispier and tastier grilling. Or pull the hood down for slow-cooked succulent roasts.

**1. Powerful performance**

Two powerful, independently controlled stainless steel burners ensure a superior performance.

**2. Versatile cooking**

Barbecue your way with the hood up or down, a must for those who love to entertain. Plus an integrated thermometer comes standard. With a large cooking surface you can easily accommodate larger gatherings too.

**3. Heat control without flare-ups**

Dual temperature control ensures even heat without flare-ups, while the integrated thermometer ensures perfect results. BUGG's high performance Quartz Start Ignition fires up first time, every time.

**4. Easy to clean and pack away**

Everything's easy with the . The locked-in grease tray and easy-clean hood ensure there are no spills or mess. The smart, detachable shelves and accessory hooks means it's easy to pack and go.







### **BIGG BUGG AMBER**

#### **BB722AA**

- Easy clean amber vitreous enamel coated hood with spring assist.
- Extra large cooking surface with versatile ½ plate ½ grill.
- Rust resistant enamelled cast iron cooktop.
- Sturdy and easy to move stand with condiment and storage rack.



### **BIGG BUGG BLACK**

#### **BB722BA**

- Easy clean black vitreous enamel coated hood with spring assist.
- Extra large cooking surface with versatile ½ plate ½ grill.
- Rust resistant enamelled cast iron cooktop.
- Sturdy and easy to move stand with condiment and storage rack.



A top-down view of a roasted chicken, split into two halves, resting on a dark wooden surface. The chicken is golden-brown with visible grill marks. It is garnished with fresh green herbs and surrounded by several slices of grilled lemons and whole roasted garlic cloves. The word "enjoy" is written in a white, cursive font across the center of the image.

*enjoy*





### BUGG GRAPHITE WITH STAND

#### BB49926

- Easy clean vitreous enamel coated hood with spring assist.
- Integrated thermometer with reinforced detachable shelves.
- Sturdy and easy to move stand with large storage rack.



### BUGG AMBER WITH STAND

#### BB49924

- Easy clean vitreous enamel coated hood with spring assist.
- Integrated thermometer with reinforced detachable shelves.
- Sturdy and easy to move stand with large storage rack.



### BUGG AMBER

#### BB18224

- Take gourmet barbecuing anywhere with the powerful, compact, ultra stylish BUGG.
- Versatile ½ plate ½ grill rust resistant enamelled cast iron cooking surface.
- Easy clean vitreous enamel coated hood with spring assist.
- Wall mount (BB23330) sold separately, see page 46.



### BUGG GRAPHITE

#### BB18226

- Take gourmet barbecuing anywhere with the powerful, compact, ultra stylish BUGG.
- Versatile ½ plate ½ grill rust resistant enamelled cast iron cooking surface.
- Easy clean vitreous enamel coated hood with spring assist.
- Wall mount (BB23330) sold separately, see page 46.





# Chocolate and macadamia nut brownies

---

Serves 6

## Ingredients

125 grams unsalted butter  
100 grams dark chocolate  
220 grams caster sugar  
½ cup (125ml) hot water  
3 teaspoons espresso coffee  
40 grams cocoa powder  
45 grams plain flour  
85 grams self raising flour  
100 grams macadamia nuts, crushed  
1 egg, lightly beaten

## Method

Heat BeefEater barbecue to 160°C.

Combine butter, chocolate, sugar, coffee, hot water in heatproof bowl. Place bowl over saucepan of simmering water and stir until sugar dissolves.

Remove bowl from pan and stir through cocoa, both flours and macadamia nuts. Whisk to smooth mixture. Allow mixture to cool slightly then stir through egg.

Line BUGG Baking Tray with BUGG Teflon Liner and pour brownie mixture in. Bake with lid closed on BeefEater barbecue for approximately 25 minutes or until a skewer inserted into brownies comes out clean.

Once cool, cut and serve.



# Signature Series

Make a statement outdoors. Our Signature Series offers the ultimate barbecuing experience with powerful four and five burner options available. Designed to suit your home and lifestyle, these magnificent barbecues are packed with state-of-the-art features to make entertaining easy.



## SIGNATURE SL4000 5 BURNER

### BS30060

- Stainless steel barbecue frame with rust resistant stainless steel cooktop and integrated side burner.
- Stainless steel roasting hood with glass viewing window and internal lights.
- Stainless steel heavy duty cabinet trolley with multi-purpose sliding drawers and storage compartments.



#### 1. Durable rust resistant cast cooktop

Made from porcelain enamel coated cast iron, one of the toughest coatings available. Solid stainless steel cooktops are also available.

#### 2. Vaporizer grid and reflector system with anti-flare technology

Anti-flare technology reduces annoying flare-up and heat loss for faster cooking and superior fuel economy.

#### 3. Integrated convection roasting hood

Experience cooking perfection in vitreous enamel or stainless steel. The removable roasting hood also includes an on-board temperature gauge and warming rack.

#### 4. Integrated Quartz Start Ignition

Our innovative titanium-coated system ensures durable and hassle free ignition first time everytime.

#### 5. Signature carts and trolleys

Our luxury carts made of durable stainless steel are built to last. Wheel away convenience with snappy heavy duty wheels and lockable castors.



For added peace of mind, each burner also has a blue safety LED, which remains lit while the knob is turned on. This helpful reminder ensures you never accidentally leave your barbecue on. (SL4000 only)





## SIGNATURE SL4000 4 BURNER

### BS30050

- Stainless steel barbecue frame with rust resistant stainless steel cooktop and integrated side burner.
- Stainless steel roasting hood with glass viewing window and internal lights.
- Stainless steel heavy duty cabinet trolley with multi-purpose sliding drawers and storage compartments.

## SIGNATURE PREMIUM PLUS, 5 BURNER

### BS19640

- Stainless steel barbecue frame with rust resistant Stainless Steel cooktop and side burner.
- Stainless steel roasting hood with glass viewing window.
- Large removable stainless steel warming rack.
- Stainless steel heavy duty cabinet trolley with storage baskets, condiment racks and expandable towel drying rack.



Image shown with optional rotisserie sold separately



Image shown with optional rotisserie sold separately

## SIGNATURE PREMIUM PLUS, 4 BURNER

### BS19440

- Stainless steel barbecue frame with rust resistant stainless steel cooktop and side burner.
- Stainless steel roasting hood with glass viewing window.
- Large removable stainless steel warming rack.
- Stainless steel heavy duty cabinet trolley with storage baskets, condiment racks and expandable towel drying rack.





Image shown with optional rotisserie sold separately

## SIGNATURE PLUS 5 BURNER

### BS19650

- Stainless steel barbecue frame with rust resistant porcelain cast iron cooktop and side burner.
- Stainless steel roasting hood with glass viewing window.
- Large removable stainless steel warming rack.
- Stainless steel heavy duty cabinet trolley with storage baskets, condiment racks and expandable towel drying rack.

## SIGNATURE PLUS 4 BURNER

### BS19750

- Stainless steel barbecue frame with rust resistant porcelain cast iron cooktop and side burner.
- Stainless steel roasting hood with glass viewing window.
- Large removable stainless steel warming rack.
- Stainless steel heavy duty cabinet trolley with storage baskets, condiment racks and expandable towel drying rack.



Image shown with optional rotisserie sold separately



## SIGNATURE 3000S 4 BURNER

### BS19340

- Stainless steel barbecue frame with rust resistant porcelain coated cast iron cooktop and removable stainless steel warming rack.
- Stylish stainless steel cabinet trolley with doors and side shelves.



A close-up photograph of a white plate containing a piece of cooked fish, likely salmon, topped with a vibrant mixture of finely chopped green herbs, orange carrots, and red tomatoes. The plate is set on a light-colored wooden surface, with a grey cloth napkin folded underneath. In the background, two white salt and pepper shakers are visible, and a silver fork rests on the left side of the plate. The word "delicious" is written in a white, elegant script font across the center of the image, partially overlapping the food.

*delicious*





### SIGNATURE 3000S 5 BURNER

#### BS19350

- Stainless steel barbecue frame with rust resistant porcelain coated cast iron cooktop and removable stainless steel warming rack.
- Stylish stainless steel cabinet trolley with doors and side shelves.

### SIGNATURE 3000E 5 BURNER

#### BS19252

- Vitreous enamel roasting hood with large glass viewing window.
- Rust resistant porcelain cast iron cooktop and large removable stainless steel warming rack.
- Stylish stainless steel cabinet trolley with doors and side shelves.



### SIGNATURE 3000E 4 BURNER

#### BS19242

- Vitreous enamel roasting hood with large glass viewing window.
- Rust resistant porcelain cast iron cooktop and large removable stainless steel warming rack.
- Stylish stainless steel cabinet trolley with doors and side shelves.





A group of four diverse friends are gathered around a table outdoors, enjoying a meal. The scene is bathed in the warm, golden light of a sunset, creating a soft, hazy atmosphere. In the foreground, a woman with dark hair and a black and white checkered top is eating with a fork. Next to her, a man with short brown hair is looking down at his food. Behind them, a woman with long blonde hair is smiling broadly. To the right, a man with short dark hair is looking towards the camera with a slight smile. The table is set with various dishes, including corn on the cob, a bowl of yellow food, and plates of salad. A glass of water is visible in the foreground. The background shows a tiled roof and a clear sky with the sun low on the horizon.

*friends*



# Discovery Series

Discover the joy of life outdoors with a classic Australian barbecue. Ideal for all occasions, you'll love how easy it is to use, and your family and friends will love the succulent flavours. Designed to impress, choose from stainless steel or black enamel with integrated side burner and rust resistant grills.



## 1. Durable rust resistant cast cooktop

Made from porcelain enamel coated cast iron, one of the toughest coatings available. Solid stainless steel cooktops are also available.

## 2. Vaporizer grid system

Reduces annoying flare-ups and heat loss for faster cooking and superior fuel economy.

## 3. Integrated convection roasting hood

Experience cooking perfection in vitreous enamel or stainless steel. The removable roasting hood also includes an on-board temperature gauge and warming rack.

## 4. Integrated Quartz Start Ignition

Our innovative titanium-coated system ensures durable and hassle-free ignition, first time, every time.



## DISCOVERY 1100S, 5 BURNER

### BD47950

- Double lined stainless steel roll back roasting hood with large viewing window.
- Rust resistant porcelain enamel coated cast iron cooktop.
- Large removable warming rack.
- Stainless steel cabinet trolley with stainless steel doors, side shelf and side burner.





## DISCOVERY 1100S 4 BURNER

### BD47940

- Double lined stainless steel roll back roasting hood with large viewing window.
- Rust resistant porcelain enamel coated cast iron cooktop.
- Large removable warming rack.
- Stainless steel cabinet trolley with stainless steel doors, side shelf and side burner.



## DISCOVERY 1100E 5 BURNER

### BD47852

- Vitreous enamel roll back roasting hood with large viewing window and temperature gauge.
- Durable vitreous enamel barbecue frame with rust resistant porcelain coated cast iron cooktop.
- Strong quality die cast side shelves and side burner with powder coated lid.



## DISCOVERY 1100E 4 BURNER

### BD47842

- Vitreous enamel roll back roasting hood with large viewing window and temperature gauge.
- Durable vitreous enamel barbecue frame with rust resistant porcelain coated cast iron cooktop.
- Strong quality die cast side shelves and side burner with powder coated lid.



## DISCOVERY 1100E 3 BURNER

### BD47832

- Vitreous enamel roll back roasting hood with large viewing window and temperature gauge.
- Durable vitreous enamel barbecue frame with rust resistant porcelain coated cast iron cooktop.
- Strong quality die cast side shelves and side burner with powder coated lid.







## DISCOVERY 1000E 5 BURNER

### BDMG524BA

- Easy clean vitreous enamel roasting hood with temperature gauge.
- Porcelain coated cast iron cooktop with wire chrome warming rack and side burner.
- Powder coated trolley with braced doors.

## DISCOVERY 1000E 4 BURNER

### BDMG424BA

- Easy clean vitreous enamel roasting hood and temperature gauge.
- Porcelain coated cast iron cooktop with wire chrome warming rack and side burner.
- Powder coated trolley with braced doors.



## DISCOVERY 1000E 5 BURNER

### BDMG520BA

- Easy clean vitreous enamel roasting hood with temperature gauge.
- Porcelain coated cast iron cooktop with wire chrome warming rack.
- Powder coated trolley with braced doors.

## DISCOVERY 1000E 4 BURNER

### BDMG420BA

- Easy clean vitreous enamel roasting hood with temperature gauge.
- Porcelain coated cast iron cooktop with wire chrome warming rack.
- Powder coated trolley with braced doors.







## CLUBMAN SERIES

---

Whether you're hosting a big family event or entertaining friends at the local park, enjoy the freedom of cooking anywhere outdoors with the BeefEater Clubman. Designed for mobility and durability, its convenient folding legs and huge cooking area make it ideal for any occasion. Perfect for families, schools and sporting clubs, the BeefEater Clubman can handle anything you can throw at it, or on it. Choose from a stainless steel or black powder coat finish.

### CLUBMAN 4 BURNER STAINLESS STEEL

---

#### BD16440

- Stylish stainless steel finish.
- High output burners and sturdy trolley.
- Removable plate, weather proof lid and front grease cup.



### CLUBMAN 4 BURNER BLACK

---

#### BD16640

- Black mild steel finish.
- High output burners and sturdy trolley.
- Removable plate, weather proof lid and front grease cup.





# Spicy mango barbecue pork chops

Serves 6

## Ingredients

2 tbsp. curry powder  
1 cup mango chutney  
¼ of a pineapple peeled  
½ bunch coriander washed  
Juice and zest of 1 lemon  
8 tbsp olive oil  
6 pork chops

## Method

To make the paste, place all ingredients except for meat into a food processor (or mortar) and process into a paste.

Massage paste into the meat and let it stand for 10–20 minutes, or overnight for a deeper flavour.

Preheat BeefEater barbecue and cook meat on medium heat until it is cooked through (approx. 10 minutes on each side).

Rest meat for 5–10 minutes before serving.



# entertain





# Built-in Range

Imagine your choice of barbecue, built in to your own luxury outdoor living area. Created to complement all styles and tastes.

These built-in barbecues are available with either a roasting hood or slimline lid, in a sleek, durable stainless steel finish or weather resistant enamel finish.









# Signature ProLine series

Outdoor entertaining never looked so good. With a sleek linear design and uncompromising power, the BeefEater range of Signature ProLine integrated barbecues offers an array of premium features like the multipurpose cast iron furnishings, powerful QuadBurner,<sup>™</sup> and a superior oil management system. It's everything you want in a barbecue and more.



## 1. Sleek linear design

With its distinctive linear design, the BeefEater Signature ProLine barbecue range is sure to impress. Sleek lines, cutting-edge style and a top-class range of innovative features have created the perfect addition to your outdoor entertaining area.

## 2. Even heat distribution

The state-of-the-art cooking surface features six powerful burners to ensure precise heat distribution and amazing results every time. Plus you'll enjoy peace of mind knowing that your food will always be cooked evenly and just the way you like it.

## 3. Intuitive controls

Designed for form and function, the ergonomic controls complement any suitable bench or workspace. Each control features power level indicators to eliminate guesswork and ensure perfect results every time.

## 4. Effortless entertaining

Turn everyday outdoor entertaining into a gourmet experience. The optional integrated QuadBurner is designed to sit alongside the integrated barbecue. With uncompromised power and lashings of style, you can easily cater to any number of guests and their tastes.

## 3. Superior oil management system

Healthier cooking and an easy-to-clean barbecue are yours thanks to the superior oil management system. Oil and waste run into easily removable containers at the front of the barbecue, while the unique angled surface drains oil away from food.

## 4. Reliable cast

Enjoy fast heat-up, superior heat retention and consistent cooking results with the cast grill and cast hotplate. The cast elements are also simple to clean, so you can keep your barbecue looking its best for many years to come.



A top-down view of various fresh ingredients arranged on a dark, textured surface. In the center are two rectangular pieces of salmon. The piece on the left is topped with a thick layer of white cream and a dark, textured spread. The piece on the right is topped with a sprig of dill and small red flakes. Surrounding the salmon are various other ingredients: fresh ginger root in the top right, a small glass bowl of oil with red flakes in the middle right, several red tomatoes (some whole, some sliced) in the bottom right, a yellow chili pepper, and red chili peppers. On the left side, there are bunches of fresh basil and dill, a lemon wedge, and a small wooden bowl filled with white salt. Sprigs of purple flowers and various dried herbs are scattered across the top and middle of the frame. The word "gourmet" is written in a white, cursive font across the center of the image, overlapping the salmon pieces.

*gourmet*





### SIGNATURE PROLINE™ 6 BURNER BUILT-IN BARBECUE WITH HOOD

#### BSH156SANG

- Commercial grade 304 stainless steel on all external surfaces, trim surrounds and control knob caps.
- 6 stainless steel burners – with total rating of 71 MJ/h.
- Intuitive side mounted controls, with laser etched power level indicators.
- Dual-layered roasting hood with integrated temperature gauge and warming rack.
- Electronic ignition through control knobs.
- LPG conversion kit included.

### SIGNATURE PROLINE™ 6 BURNER BUILT-IN BARBECUE WITH LID

#### BSL156SANG

- Commercial grade 304 stainless steel on all external surfaces, trim surrounds and control knob caps.
- 6 stainless steel burners – with total rating of 71 MJ/h.
- Intuitive side mounted controls, with laser etched power level indicators.
- Electronic ignition through control knobs.
- LPG conversion kit included.



### SIGNATURE PROLINE BUILT-IN QUADBURNER SIDE BURNER

#### BSW316SA

- Commercial grade 304 stainless steel on all external surfaces, trim surrounds and control knob caps.
- Powerful triple ring 23MJ/h QuadBurner with Piezo ignition and flame thrower.
- Cast iron trivet for both wok and flat pan cooking plus a reversible cast iron hotplate with both flat and griddle surface grilling.
- Intuitive front mounted control, with laser etched power level indicators.
- LPG conversion kit included.





# feast



# Signature Built-in range

Make a statement outdoors with our Signature series of built-in barbecues. Designed to suit your home and lifestyle, these magnificent barbecues are packed with features to make outdoor entertaining easy.







## SIGNATURE SL4000 SERIES

### BS31560

- This premium stainless steel barbecue will add style to your alfresco area.
- Top features include clever internal lights, stainless steel cooktops, an integrated side burner.
- Stainless steel roasting hood with glass viewing window.



## SIGNATURE SL4000 4 BURNER

### BS31550

- This premium stainless steel barbecue will add style to your alfresco area.
- Top features include clever internal lights, stainless steel cooktops, and integrated side burner.
- Stainless steel roasting hood with glass viewing window.



## SIGNATURE 3000SS 5 BURNER

### BS12850S

- Stainless steel barbecue frame with rust resistant stainless steel cooktop.
- Stainless steel roasting hood with glass viewing window.
- Large removable stainless steel warming rack.



## SIGNATURE 3000SS 4 BURNER

### BS12840S

- Stainless steel barbecue frame with rust resistant stainless steel cooktop.
- Stainless steel roasting hood with glass viewing window.
- Large removable stainless steel warming rack.







### SIGNATURE 3000S 5 BURNER, FLAME FAILURE

#### BS12350

- Flame Failure – A safety device to stop the gas flow where flame fails.
- Stainless steel roasting hood with large glass viewing window.
- Rust resistant porcelain coated cast iron cooktop
- Large removable stainless steel warming rack.

### SIGNATURE 3000S 4 BURNER, FLAME FAILURE

#### BS12340

- Flame Failure – A safety device to stop the gas flow where flame fails.
- Stainless steel roasting hood with large glass viewing window.
- Rust resistant porcelain coated cast iron cooktop.
- Large removable stainless steel warming rack.



### SIGNATURE 3000S 5 BURNER

#### BS12850

- Stainless steel roasting hood with large glass viewing window.
- Rust resistant porcelain enamel coated cast iron cooktop.
- Large removable stainless steel warming rack.



### SIGNATURE 3000S 4 BURNER

#### BS12840

- Stainless steel roasting hood with large glass viewing window.
- Rust resistant porcelain enamel coated cast iron cooktop.
- Large removable stainless steel warming rack.







### SIGNATURE 3000E 5 BURNER

---

#### BS19952

- Vitreous enamel roasting hood with large glass viewing window.
- Rust resistant porcelain coated cast iron cooktop.
- Large removable stainless steel warming rack.



### SIGNATURE 3000E 4 BURNER

---

#### BS19942

- Vitreous enamel roasting hood with large glass viewing window.
- Rust resistant porcelain coated cast iron cooktop.
- Large removable stainless steel warming rack.





# Skewers of Halloumi, pickled onions and caramelized heirloom carrots, honey and almond dressing

---

Serves 6

## Ingredients

12 pieces of halloumi cut into approximately 2cm cubes  
24 cocktail pickle onions  
12 heirloom carrots caramelized in honey and butter then cut into 2cm lengths  
12 x 15 cm bamboo skewers  
125g almonds chopped  
50g butter  
1 tablespoon chardonnay vinegar  
juice of 1 lemon  
100mls olive oil

## Method

Place 1 piece of halloumi followed by 1 cocktail onion followed by one piece of carrot on a bamboo skewer. Repeat the process so you have 2 pieces of each ingredient on a skewer then dress the remaining skewers and set them aside.

To make the dressing place the almonds and butter in a saucepan over medium heat. Cook until the butter starts to foam and turns brown. Add the honey and bring everything to the boil. Reduce the liquid by half then add the vinegar and lemon juice and reduce by two thirds. Remove from the heat and allow to cool. Once cool add the olive oil.

To serve heat the BeefEater barbecue to medium high heat. Once hot lightly oil the skewers then char grill until the halloumi is golden. Arrange on a serving platter and dress with the honey and almond dressing.







# Discovery Built-in

Ready to take your barbecuing to the next level? Four or five robust burners will cook your meal perfectly. Plus you can watch it sizzle through the viewing window built in to the convection roasting hood. These barbecues are great for family entertaining.



## DISCOVERY 1100S 5 BURNER

### BD16350\*

- Double lined stainless steel roll back roasting hood with large viewing window.
- Rust resistant vitreous coated cast iron cooktop.
- Large removable warming rack.

\*see page 49 for built-in brackets and trim kits.



A top-down view of a wooden cutting board with several slices of medium-rare steak, a small bowl of mustard, two tomato halves, and a sprig of rosemary. The word "dine" is written in a white script font across the center of the board.

dine



## DISCOVERY 1100S 4 BURNER

### BD16340

- Double lined stainless steel roll back roasting hood with large viewing window.
- Rust resistant porcelain coated cast iron cooktop.
- Large removable warming rack.



## DISCOVERY 1100E 5 BURNER

### BD16252

- Vitreous enamel roll back roasting hood with large viewing window and temperature gauge.
- Durable vitreous enamel barbecue frame with rust resistant porcelain coated cast iron cooktop.



## DISCOVERY 1100E 4 BURNER

### BD16242

- Vitreous enamel roll back roasting hood with large viewing window and temperature gauge.
- Durable vitreous enamel barbecue frame with rust resistant porcelain coated cast iron cooktop.



## DISCOVERY 1100E 3 BURNER

### BD16232

- Vitreous enamel roll back roasting hood with large viewing window and temperature gauge.
- Durable vitreous enamel barbecue frame with rust resistant porcelain coated cast iron cooktop.







# Grass fed sirloin with a leek and mushroom reduction

---

Serves 6

## Ingredients

3 tablespoons fish sauce  
1 garlic clove, minced  
1 teaspoon minced pickled chilli  
1 tablespoon olive oil  
6 x 220 grams grass fed Black Angus sirloin steaks

## Reduction

100 grams butter  
1 leek, finely cut into rings  
2 cloves garlic, minced  
4 cups (1L) beef stock  
250 grams mushrooms, sliced 3mm wide  
sea salt  
pepper

## Method

Heat BeefEater Discovery Barbecue or BUGG to medium to high heat. Combine marinade ingredients, add sirloin and mix well. For medium rare, cook sirloin for 3 minutes on each side. Remove and allow to rest for 5 minutes before serving.

To make reduction, place large saucepan over medium heat. Add butter, leek and garlic to pan and cook slowly until leeks start to caramelize. Add beef stock and reduce by half. Meanwhile, cook mushrooms over chargrill at high heat. Once cooked, add mushrooms to sauce and serve with steak.

Serving suggestion, serve with mash potato and garnished with slice green beans.



# Artisan Outdoor Kitchen

Now you can create the outdoor kitchen of your dreams. BeefEater's Artisan collection enables you to design and choose all the elements you need for luxury outdoor living and effortless entertaining. Enjoy chilled drinks from your outdoor display fridge as you cook up a mouth-watering roast for your family. Or simply throw on a few steaks for a relaxed, easy meal. With a modular design to suit your layout from L-shape to straight line configurations. It's an entertainer's dream and it's all yours with BeefEater.





## ARTISAN OUTDOOR KITCHEN

### ARTISAN OUTDOOR KITCHEN SIGNATURE PROLINE HOOD

#### BOKS100A

- Signature ProLine 6 burner stainless steel built-in barbecue with hood.
- Signature ProLine stainless steel built-in QuadBurner side burner.
- Granite tile top above the stylish concrete rendered cabinet.
- Stainless steel single door and 2 drawer storage cupboard.
- Stainless steel single door storage cupboard.
- Trim surround for BBQ and side burner.

### ARTISAN OUTDOOR KITCHEN SIGNATURE PROLINE LID

#### BOKS101A

- Signature ProLine 6 burner stainless steel built-in barbecue with slimline lid.
- Signature ProLine stainless steel built-in QuadBurner side burner.
- Granite tile top above the stylish concrete rendered cabinet.
- Stainless steel single door and 2 drawer storage cupboard.
- Stainless steel single door storage cupboard.
- Trim surround for BBQ and side burner.



### ARTISAN OUTDOOR KITCHEN SIGNATURE 300OSS MODULE

#### BS79920

- Signature 300OSS 4 Burner barbecue with stainless steel plates, grills and burners.
- Powerful built in side burner and stainless steel double doors and single door.
- Granite tile top above the stylish concrete rendered cabinet.
- Also available with Signature 300OS barbecue with rust resistant porcelain coated cast-iron cook tops. (BS79910)





## ARTISAN OUTDOOR KITCHEN SIGNATURE 3000E MODULE

### BS79900

- Signature 3000E 4 Burner barbecue with easy clean vitreous enamel roasting hood with window.
- Rust resistant porcelain coated cast iron cooktop.
- Powerful built in side burner and stainless steel double doors and single door.
- Granite tile top above the stylish concrete rendered cabinet.



## ARTISAN OUTDOOR KITCHEN OUTDOOR DISPLAY FRIDGE MODULE

### BS79950

- No kitchen is complete without a sink and tapware that is fit for purpose.
- Can be plumbed to hot and cold water supply.
- Double door outdoor display fridge with commercial grade stainless steel exterior and condensation free glass doors.
- Plus stainless steel cupboard for extra storage.

## ARTISAN OUTDOOR KITCHEN CORNER UNIT

### BS77300

- Granite tile top with alloy rendered frame and adjustable feet.
- Ideal for L-shape configurations.





## DISCOVERY OUTDOOR KITCHEN

Enjoy a powerful performance every time. This clever modular model lets you add almost anything from drawers and cupboards to the kitchen sink.



### DISCOVERY 1100S 4 BURNER STAINLESS STEEL OUTDOOR KITCHEN

**BD79640**

- Stainless steel roasting hood with large glass viewing window.
- Durable stainless steel barbecue frame and rust resistant porcelain coated cast iron cooktop.
- Powerful cast iron burners with stainless steel vaporizers.
- Robust heavy duty cabinets constructed from stainless steel with stainless steel tops.
- Also available in 5 burner (BD79650).

### STAINLESS STEEL CABINET - NO DRAWER (REVERSIBLE DOOR)

**BD77030**



### STAINLESS STEEL CABINET WITH DRAWER

**BD77020**

### STAINLESS STEEL CABINET WITH SIDE BURNER

**BD77040**



### STAINLESS STEEL CABINET WITH SINK

**BD77010**

### STAINLESS STEEL SIDE SHELF - NO BURNER

**BD77230**



### STAINLESS STEEL SIDE SHELF WITH SIDE BURNER

**BD77240**



## DISCOVERY 1100E 4 BURNER, ENAMEL OUTDOOR KITCHEN

**BD79542**

- Vitreous enamel roll back roasting Hood with large viewing window and temperature gauge.
- Durable vitreous enamel barbecue frame with rust resistant porcelain coated cast iron cooktop.
- Robust heavy duty cabinets constructed from powder coated steel in Charcoal finish.
- Also available in 5 burner (BD79552) and 3 burner (BD79532).



## POWDER COATED CABINET – NO DRAWER (REVERSIBLE DOOR)

**BD77032**



## POWDER COATED CABINET WITH DRAWER

**BD77022**

## POWDER COATED CABINET WITH SIDE BURNER

**BD77042**



## POWDER COATED CABINET WITH SINK

**BD77012**



A man and a woman are sitting outdoors, smiling and holding beer bottles. The man is on the left, wearing sunglasses and a light blue shirt. The woman is on the right, wearing sunglasses and a light blue shirt. They are both holding beer bottles. The background is a bright, sunny outdoor setting with greenery and a cityscape in the distance. The word "cheers" is written in a white, cursive font across the center of the image.

*cheers*



## STAINLESS STEEL RANGEHOOD 120CM

### BS27300

- Commercial grade 304 stainless steel wall mounted canopy rangehood designed and purpose-built for alfresco kitchens and barbecue areas.
- Dual aluminium die cast motors with 4 speed fan control.
- 4 Halogen downlights.
- Stylish stainless steel baffle filters.



## 190L DOUBLE DOOR

### BS28200

## 120L SINGLE DOOR

### BS28130



## OUTDOOR DISPLAY FRIDGES

Designed for the harsh Australian climate, BeefEater's range of outdoor display fridges have the power to keep your drinks perfectly chilled on even the hottest days.

1. Designed for outdoor use, the BeefEater cabinet has been tested to 43°C in the shade and has a 304 grade stainless steel finish, making it ideal for usage in a harsh Australian climate.
2. The insulated and heated double glazed glass doors allow you to see all of your drinks at a glance while the heated door prevents condensation for even better visibility.
3. IPX4 rated – the cabinet is protected against splashes of water for at least 5 minutes, making it perfect for use within a built-in outdoor kitchen.
4. The external electronic controls allow you to set the temperature for your cabinet at the touch of a button, with a temperature range of 0°C – 10°C.





juicy



## OUTDOOR BUILT-IN COMPONENTS

Our impressive modular outdoor kitchen range of built-in components will help you create an outdoor haven for your home. Because it's those little extras that help make something really special. From more cupboards, drawers and side burner, we've thought of everything. All you need to do is decide which extras to choose.

### STAINLESS STEEL SINGLE STORAGE DOOR WITH 2 DRAWERS

BS24230



### STAINLESS STEEL DOOR AND PROPANE DRAWER COMBO

BS24240



### STAINLESS STEEL DOUBLE DRAWER

BS24200



### STAINLESS STEEL PROPANE TANK DRAWER

BS24210



### STAINLESS STEEL DOUBLE DOOR

BS23150



### STAINLESS STEEL SINGLE DOOR

BDS23140



### STAINLESS STEEL BUILT-IN SIDE BURNER

BS26410





# Accessories

The right accessories can make all the difference to your barbecue experience. So when you choose our high-quality accessories for your BeefEater barbecue, you'll enjoy easy, effortless entertaining every time.

To see the full range of BeefEater Accessories including trim kits, covers, conversion kits and more visit [shop.beefeaterbbq.com.au](http://shop.beefeaterbbq.com.au) or see your BeefEater specialist retailer.



#Full range of covers available to suit all mobile and built-in models.

## covers



**BB94550**  
BUGG cover barbecue only



**BB94560**  
BUGG trolley cover  
(Bigg Bugg BACB200A)



**BB94994**  
BUGG travel bag



**BS94463, BS94464, BS94465**  
Mobile cover, 3, 4, 5 burner



**BB95140**  
BUGG natural gas kit#



**BB23326**  
BUGG trolley



**BB94992**  
BUGG 2 bag of hooks



**BB23330**  
BUGG wall mount bracket

## installation

#Full range of conversion kits available to suit all models



# cookware and utensils



**BB94923**  
3 piece tool set



**BS26410**  
Signature built-in 21MJ  
side burner



**BB92965**  
Roast holder



**BB92975**  
Baking dish enamel



**BB94935**  
Pizza stone and spatula



**BD94941**  
Brass brush



**BD94968**  
Professional barbecue tongs



**BBB070015**  
BUGG Placha plate  
(Bigg Bugg BACB300A)



**BB94982**  
Digital thermometer



**BD93523, BD93524, BD93525**  
Rotisserie kit, 3, 4, 5 burner



**BD94945**  
Poultry roaster  
(with integrated vegetable tray)



**BD94969**  
Multi functional barbecue  
spatula



**BD94986**  
Large foil tray (10 pack)  
(BD94985 small foil tray 10 pack)



# Specifications

BUGG		Height (mm)*	Width (mm)*	Depth (mm)*	Weight (kg)	MJ/hr
BB722AA	BIGG BUGG Amber	1075	1318	656	44.7	33
BB722BA	BIGG BUGG Black	1075	1318	656	44.7	33
BB49924	BUGG Amber with stand	1035	1088	702	31	20
BB49926	BUGG Graphite with stand	1035	1088	702	31	20
BB18224	BUGG Amber	387	554	580	21	20
BB18226	BUGG Graphite	387	554	580	21	20
Signature SL4000 mobile		Height (mm)*	Width (mm)*	Depth (mm)*	Weight (kg)	MJ/hr
BS30060	Signature SL4000, 5 Burner	1230	1970	587	78	116
BS30050	Signature SL4000, 4 Burner	1230	1815	587	68	97
Signature premium plus mobile		Height (mm)*	Width (mm)*	Depth (mm)*	Weight (kg)	MJ/hr
BS19640	Signature Premium Plus, 5 Burner	1230	1970	587	78	116
BS19440	Signature Premium Plus, 4 Burner	1230	1815	587	68	97
Signature plus porcelain mobile		Height (mm)*	Width (mm)*	Depth (mm)*	Weight (kg)	MJ/hr
BS19650	Signature Plus, 5 Burner	1230	1970	587	78	116
BS19750	Signature Plus, 4 Burner	1230	1815	587	68	97
Signature 3000 mobile		Height (mm)*	Width (mm)*	Depth (mm)*	Weight (kg)	MJ/hr
BS19242	4 Burner 3000E	1230	1486	587	113	76
BS19252	5 Burner 3000E	1230	1643	587	119	95
BS19340	4 Burner 3000S	1230	1486	587	113	76
BS19350	5 Burner 3000S	1230	1643	587	119	95
Discovery 1100 mobile		Height (mm)*	Width (mm)*	Depth (mm)*	Weight (kg)	MJ/hr
BD47832	Discovery 1100E, 3 Burner	1160	1409	591	81	51
BD47842	Discovery 1100E, 4 Burner	1160	1569	591	89	68
BD47852	Discovery 1100E, 5 Burner	1160	1726	591	97	85
BD47940	Discovery 1100S, 4 Burner	1160	1409	591	81	68
BD47950	Discovery 1100S, 5 Burner	1160	1569	591	89	85
Discovery 1000E mobile		Height (mm)*	Width (mm)*	Depth (mm)*	Weight (kg)	MJ/hr
BDMG420BA	Discovery 1000E, 4 Burner	1145	1630	575	77	60
BDMG520BA	Discovery 1000E, 5 Burner	1145	1810	575	91	75
BDMG424BA	Discovery 1000E, 4 Burner	1145	1630	575	79	60
BDMG524BA	Discovery 1000E, 5 Burner	1145	1810	575	93	75
Discovery clubman mobile		Height (mm)*	Width (mm)*	Depth (mm)*	Weight (kg)	MJ/hr
BD16440	Clubman 4 Burner stainless steel	900	920	577	65	72
BD16640	Clubman 4 Burner black	900	920	577	65	72
Signature ProLine built-in		Height (mm)*	Width (mm)*	Depth (mm)*	Weight (kg)	MJ/hr
BSH156SA	Signature ProLine™ integrated barbecue with hood	212	1053	540	63.5	71
BSL156SA	Signature ProLine™ integrated barbecue with lid	42	1053	540	54.5	71
BSW316SA	Signature ProLine™ integrated QuadBurner™ with lid	42	350	540	18	23
Signature built-in		Height (mm)*	Width (mm)*	Depth (mm)*	Weight (kg)	MJ/hr
BS31560	Signature SL4000, 5 Burner	564	1334	578	161	116
BS31550	Signature SL4000, 4 Burner	564	1177	578	150	97
BS12850S	Signature 3000SS, 5 Burner	528	973	578	68	95
BS12840S	Signature 3000SS, 4 Burner	528	816	578	65	76
BS12350	Signature 3000S, 5 Burner, flame failure	528	973	578	68	95
BS12340	Signature 3000S, 4 Burner, flame failure	528	816	578	65	76
BS12850	Signature 3000S, 5 Burner	528	973	578	68	95
BS12840	Signature 3000S, 4 Burner	528	816	578	65	76
BS19952	Signature 3000E, 5 Burner	528	973	578	68	95
BS19942	Signature 3000E, 4 Burner	528	816	578	65	76
Discovery 1100 built-in		Height (mm)*	Width (mm)*	Depth (mm)*	Weight (kg)	MJ/hr
BD16340	Discovery 1100S, 4 Burner	525	849	580	51	68
BD16350	Discovery 1100S, 5 Burner	525	100	580	58	85
BD16232	Discovery 1100E, 3 Burner	525	689	580	43	51
BD16242	Discovery 1100E, 4 Burner	525	849	580	51	68
BD16252	Discovery 1100E, 5 Burner	525	1006	580	58	85

\*Please note: Dimensions shown in the table above are product dimensions only.



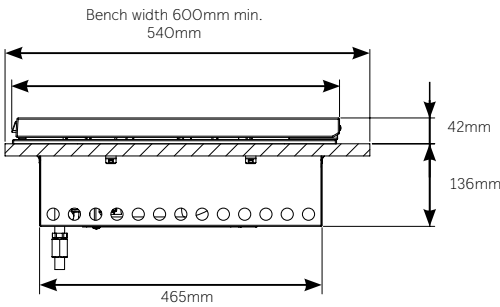
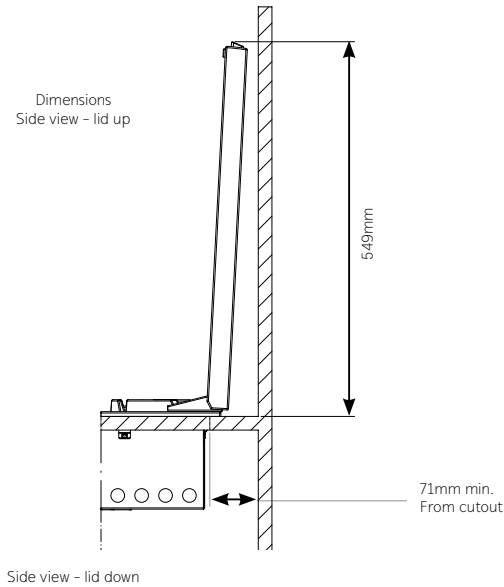
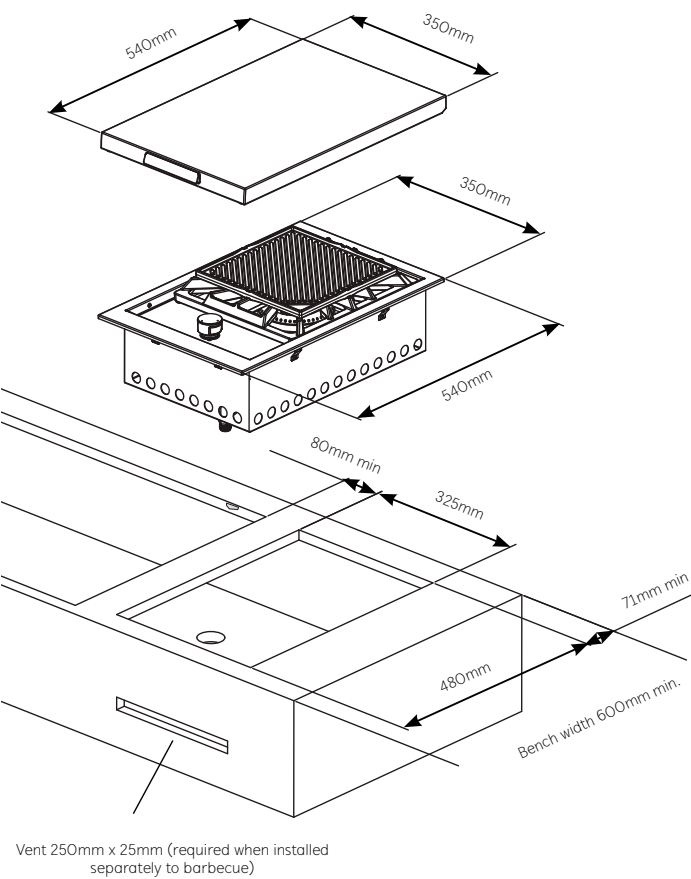
Artisan outdoor kitchen				Height (mm)*	Width (mm)*	Depth (mm)*	MJ/hr
BOKS100A	Artisan Outdoor Kitchen, Signature ProLine Hood			900-950	1750	742	71
BOKS101A	Artisan Outdoor Kitchen, Signature ProLine Lid			900-950	1750	742	71
BS79920	Artisan Outdoor Kitchen, Signature 3000SS module			900-950	1700	600	76
BS79910	Artisan Outdoor Kitchen, Signature 3000S module			900-950	1700	600	76
BS79900	Artisan Outdoor Kitchen, Signature 3000E module			900-950	1700	600	76
BS79950	Artisan Outdoor Kitchen, outdoor display fridge and sink module			900-950	1645	600	
BS77300	Artisan Outdoor Kitchen, corner unit			900-950	600	600	
Discovery 1100 outdoor kitchen				Height (mm)*	Width (mm)*	Depth (mm)*	MJ/hr
BD79650	Discovery 1100S, 5 Burner, stainless steel outdoor kitchen			1170	1919	592	85
BD79460	Discovery 1100S, 4 Burner, stainless steel outdoor kitchen			1170	1763	592	68
BD77030	Stainless steel cabinet no drawer (reversible door)			895	500	550	
BD77020	Stainless steel cabinet with drawer			895	500	550	
BD77040	Stainless steel cabinet with side burner			895	500	550	
BD77010	Stainless steel cabinet with sink			895	500	550	
BD79552	Discovery 1100E, 5 Burner, enamel outdoor kitchen			1170	2027	592	85
BD79542	Discovery 1100E, 4 Burner, enamel outdoor kitchen			1170	1919	592	68
BD79532	Discovery 1100E, 3 Burner, enamel outdoor kitchen			1170	1763	592	51
BD77032	Powder coated cabinet no drawer (reversible door)			895	500	550	
BD77022	Powder coated cabinet with drawer			895	500	550	
BD77042	Powder coated cabinet with side burner			895	500	550	
BD77012	Powder coated cabinet with sink			895	500	550	
Rangehood		Height (mm)*	Width (mm)*	Depth (mm)*	Total Power		Sound Level
BS27300	Rangehood stainless steel 1200mm	760-1067	1220	610	2000 m3/h		66dB(a)
Outdoor display fridge		Height (mm)*	Width (mm)*	Depth (mm)*	Net capacity (l)	Adjustable shelves	Lockable
BS28200	Stainless steel double door	850	865	495	190	Yes	Yes
BS28130	Stainless steel single door	850	555	495	118	Yes	Yes
Built-in accessories	Type	Cut out width (mm)	Cut out height (mm)	Cut-out depth (mm)	Overall width (mm)	Overall height (mm)	Overall depth (mm)
BS23140	Stainless steel single door	400	495	51	457	559	51
BS23150	Stainless steel double door	781	495	51	838	559	51
BS24200	Stainless steel double drawer	324	495	527	381	559	521
BS24210	Stainless steel propane tank drawer	375	521	425	419	572	419
BS24230	Stainless steel single storage door with 2 drawers	787	495	527	838	559	521
BS24240	Stainless steel door and propane drawer combo	787	495	425	838	559	419
BS26410	Signature built in side burner	220	100	412	360	100	510
Discovery Built-in accessories	Type						
BD23117	Built-In Bracket for Discovery 1100S Built-In Barbecue						
BD23115	Built-In Bracket for Discovery 1100E Built-In Barbecue						
BD23107	Built-In Bracket for Discovery 1000R Built-In Barbecue						
Built In Trim Kits	Type						
BD23145	Trim Kit for Discovery 1100 5 burner Built-In barbecue						
BD23144	Trim Kit for Discovery 1100 4 burner Built-In barbecue						
BD23143	Trim Kit for Discovery 1100 3 burner Built-In barbecue						
BS23135	Trim Kit for Signature 3000E/S 5 burner Built-In barbecue						
BS23134	Trim Kit for Signature 3000E/S 4 burner Built-In barbecue						
BS23133	Trim Kit for Signature 3000E/S 3 burner Built-In barbecue						

\*Please note: Dimensions shown in the table above are product dimensions only.

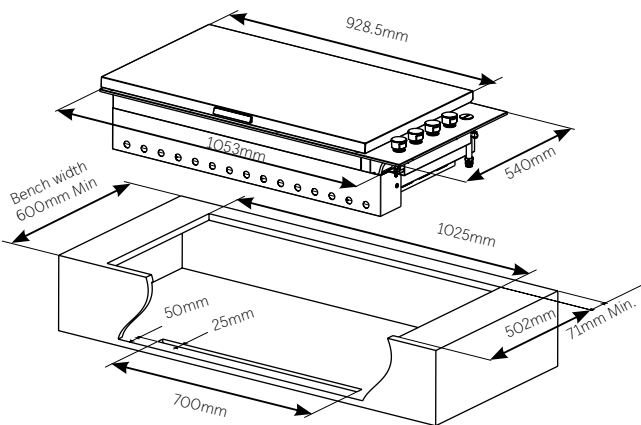


SIGNATURE PROLINE PRODUCT AND CUT-OUT DIMENSIONS

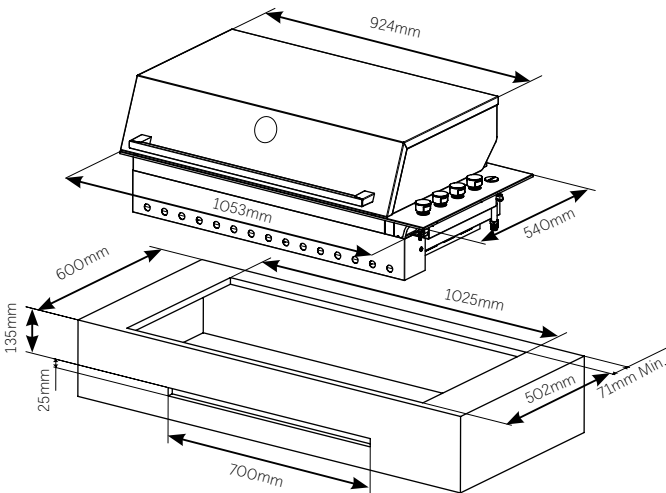
BSW316SA



BSL156SA



BSH156SA



Please note: Dimensions to be used as a guide only. All customers MUST refer to the user manual supplied with the product for detailed installation instructions.

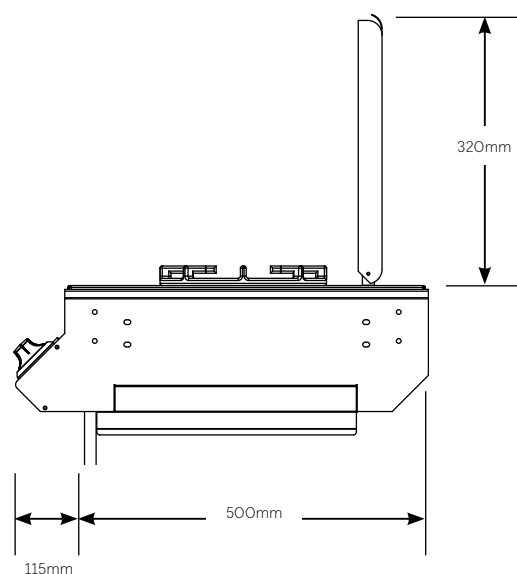
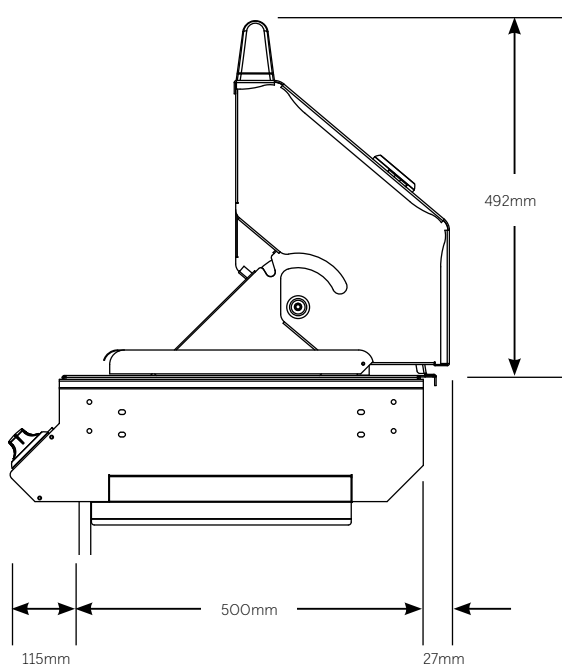
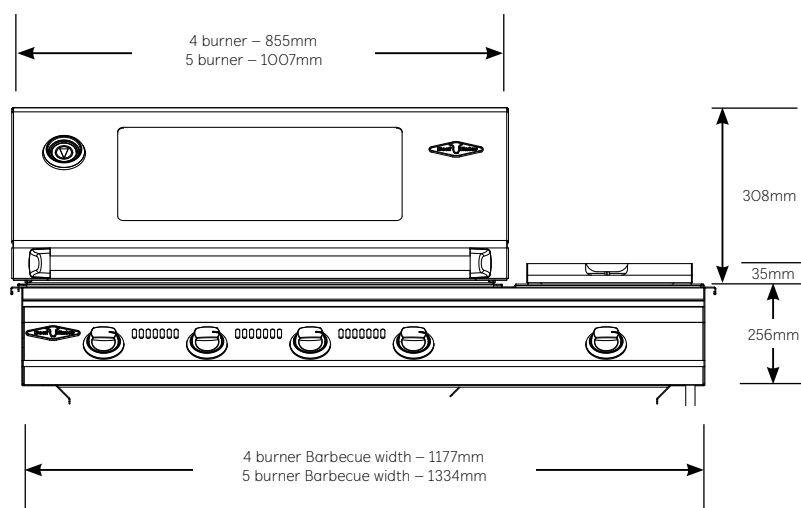
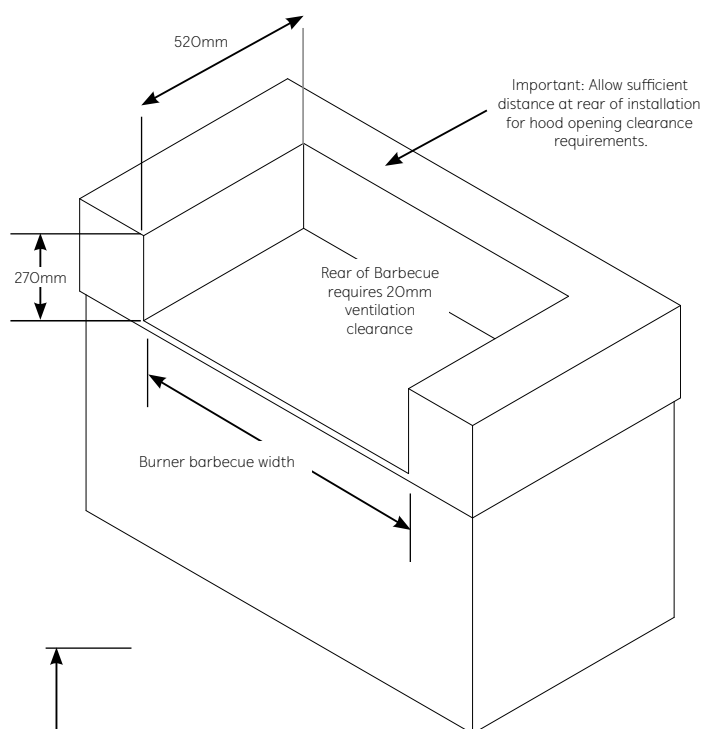


## SIGNATURE SL BUILT-IN SERIES CUT OUT DIMENSIONS

For built-in installations: islands, masonry, other non-combustible material structures.

Signature SL Built-In Barbecues	4 burner	5 burner
Width	1190mm	1345mm
Height	270mm	270mm
Depth (includes 20mm rear ventilation clearance)	520mm	520mm
Minimum clearance to combustible materials	450mm	450mm

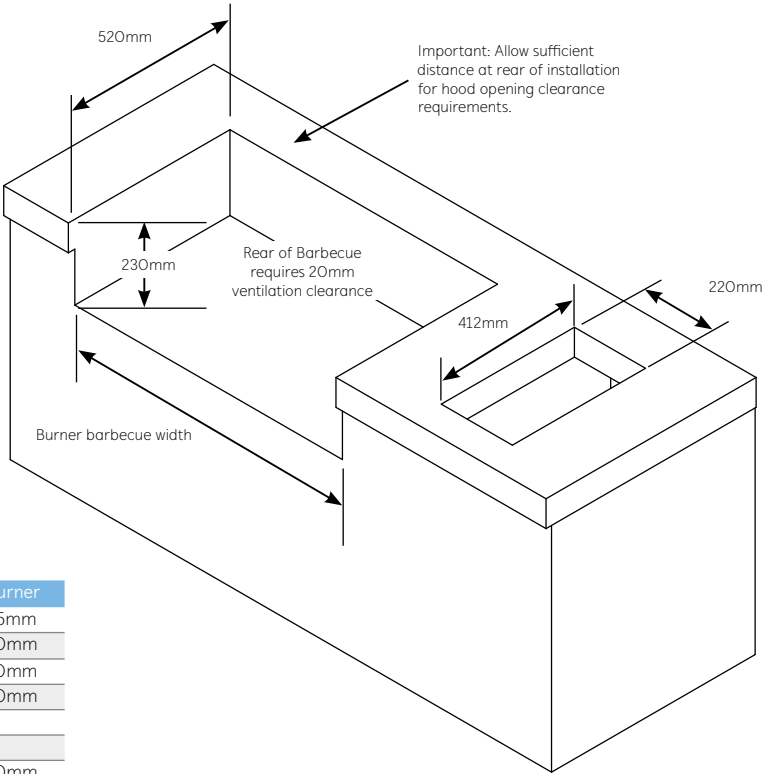
To suit models BS31560 and BS31550



Please note: Dimensions to be used as a guide only. All customers MUST refer to the user manual supplied with the product for detailed installation instructions.



SIGNATURE BUILT-IN SERIES CUT OUT DIMENSIONS

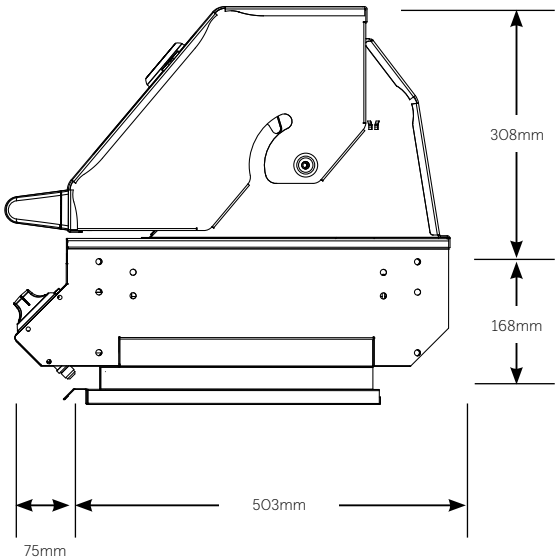
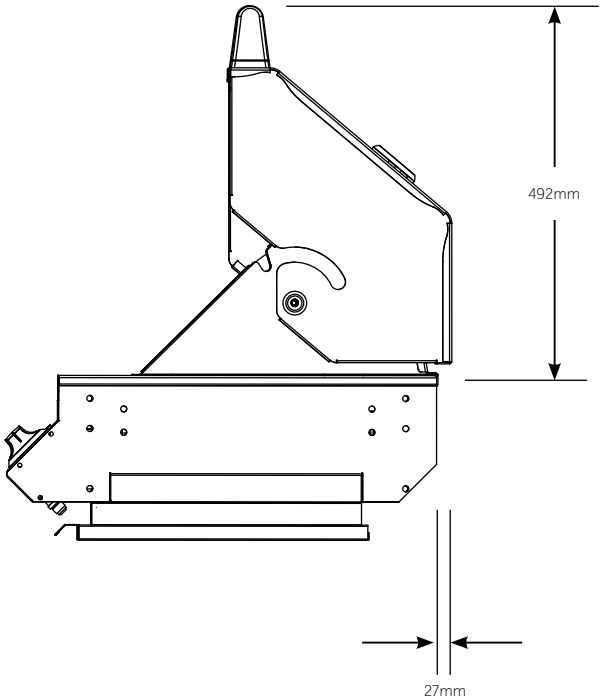
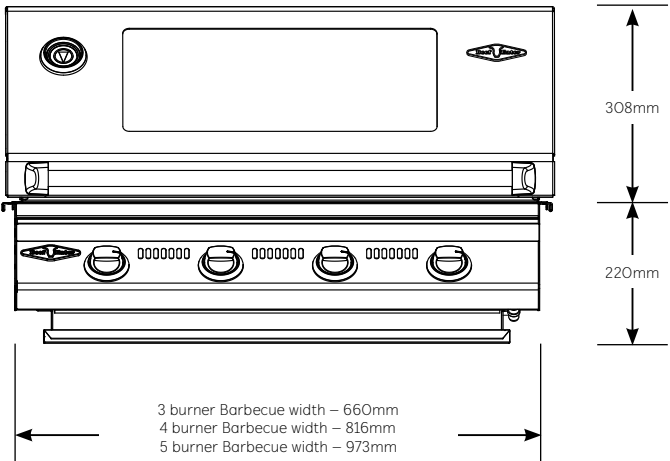


For built-in installations: islands, masonry, other non-combustible material structures.

Signature Series Built-In Barbecues	4 burner	5 burner
Width	828mm	985mm
Height	230mm	230mm
Depth (includes 20mm rear ventilation clearance)	520mm	520mm
Minimum clearance to combustible materials	450mm	450mm

Side / Wok Burner		
Width	220mm	220mm
Depth	412mm	412mm
Minimum clearance to combustible materials	450mm	450mm

To suit models BS12850S, BS12840S, BS12350, BS12340, BS12850, BS12840, BS19952 and BS19942



Please note: Dimensions to be used as a guide only. All customers MUST refer to the user manual supplied with the product for detailed installation instructions.

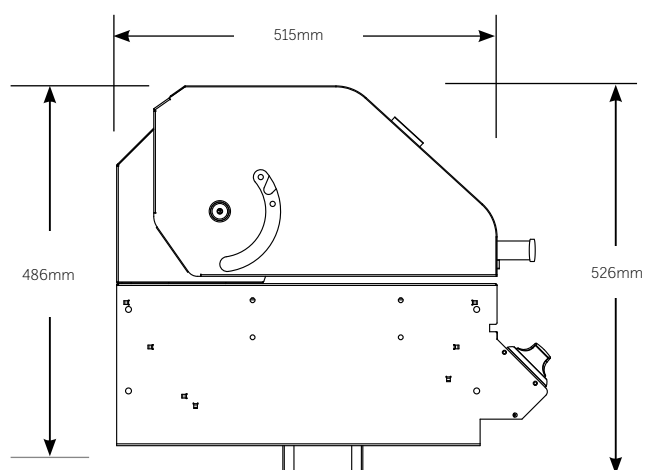
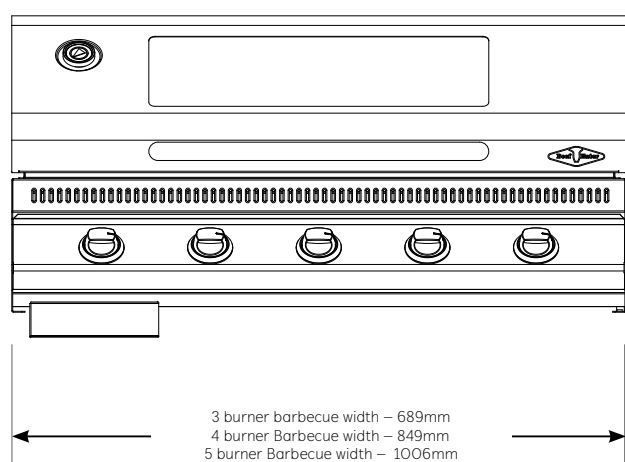
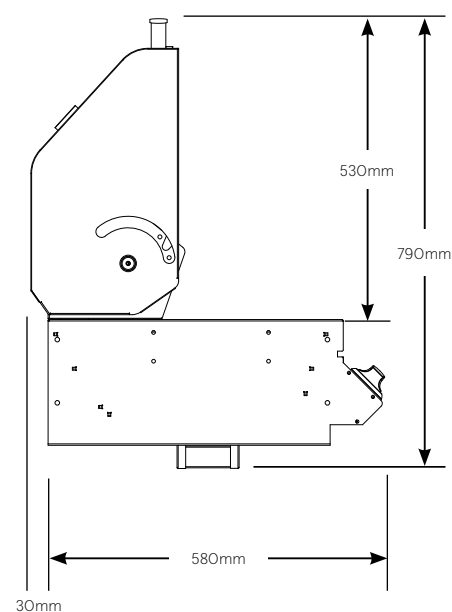
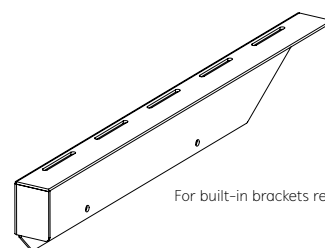
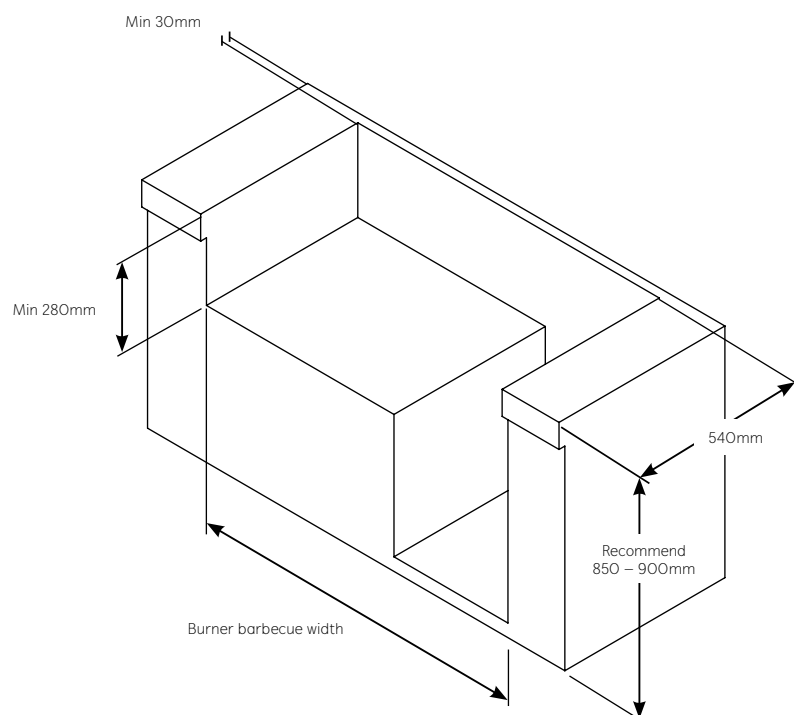


## DISCOVERY 1100 BUILT-IN SERIES CUT OUT DIMENSIONS

For built-in installations: islands, masonry, other non-combustible material structures.

To suit models: 1100S and 1100E	3 burner	4 burner	5 burner
Width	720mm	880mm	1035mm
Height	280mm	280mm	280mm
Depth (includes 20mm rear ventilation clearance)	540mm	540mm	540mm
Clearance at rear (Min)	30mm	30mm	30mm
Minimum Clearance to Combustible Materials	450mm	450mm	450mm

To suit models BD16340, BD16350, BD16232, BD16242 and BD16252



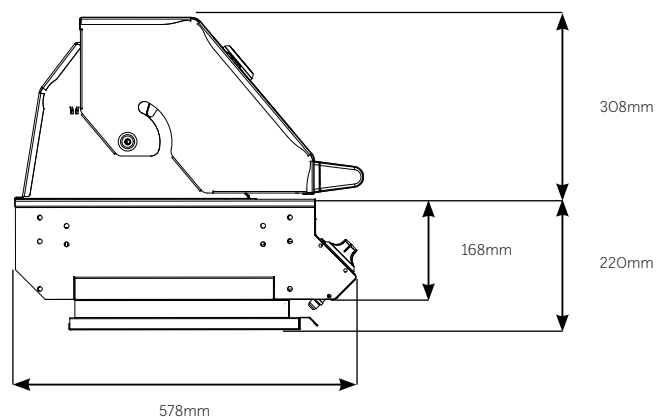
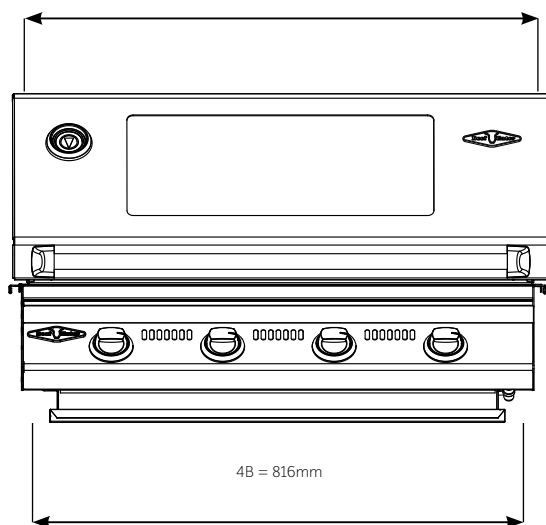
Please note: Dimensions to be used as a guide only. All customers MUST refer to the user manual supplied with the product for detailed installation instructions.



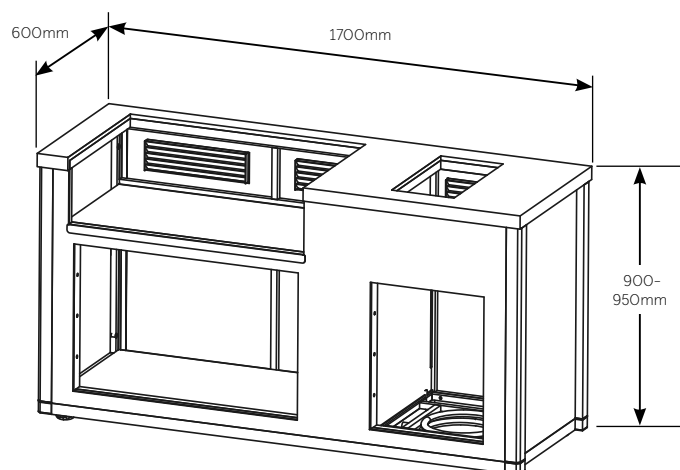
## ARTISAN OUTDOOR KITCHEN CUT OUT DIMENSIONS

### Signature 3000 4 burner barbecue

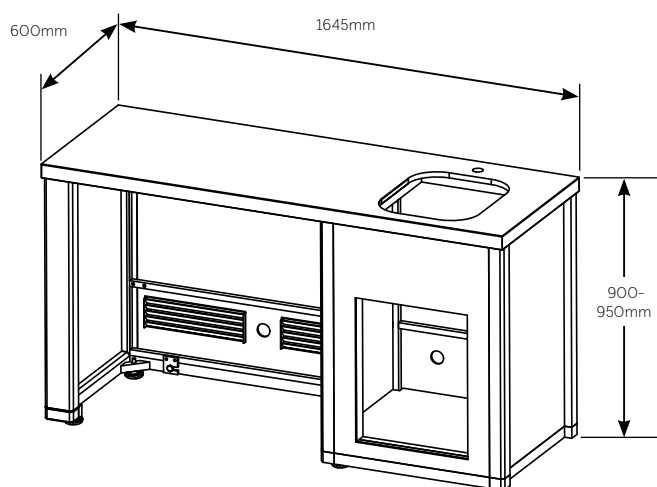
4B = 850mm



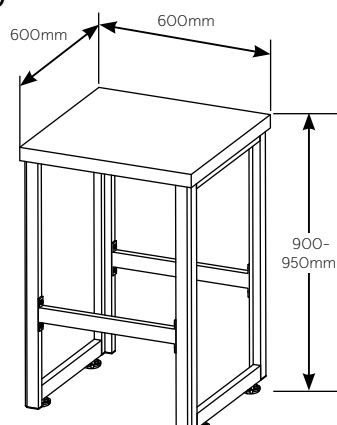
### BS79920, BS79910 and BS79900



### BS79950



### BS77300



Please note: Dimensions to be used as a guide only. All customers MUST refer to the user manual supplied with the product for detailed installation instructions.



*Life's better outdoors*







For more information on all BeefEater products, or for dimension and installation information, call into your retailer, phone or email our customer care team or visit our website:

#### AUSTRALIA

phone: 1300 307 939  
fax: 1800 356 669  
email: [customercare@electrolux.com.au](mailto:customercare@electrolux.com.au)  
web: [beefeaterbbq.com](http://beefeaterbbq.com)

#### NEW ZEALAND

phone: 0800 436 245  
fax: 0800 225 088  
email: [customercare@electrolux.co.nz](mailto:customercare@electrolux.co.nz)  
web: [beefeaterbbq.com](http://beefeaterbbq.com)

Not all models available in all stores,  
please check your local BeefEater retailer.

BeefEater. We are part of the Electrolux Family.  
To add a touch of professional inspiration to your home, visit [electrolux.com.au](http://electrolux.com.au)